

**T800 Series**

**SURGICAL TABLES**



## **EVOLUTION**

*Surgical procedures have evolved...*



*...so have we.*

**AMTAI**

## AESTHETICS

*The T800 series sets a new precedent in its achievement of an innovative compact design while maintaining enough clinical versatility to accommodate surgical procedures in nearly all fields, including urology, neurology, orthopedics, and cardiology.*

### **Versatility**

*Designed to simplify patient positioning, the table also features a notably sturdy and low-profile base, ensuring surgeon comfort and therefore reducing fatigue during long procedures.*

### **Comfort**

### **Intelligence**

*The ergonomic hand pendant is backlit, facilitating its operation during endoscopic surgery.*

### **Reliability**

*The intelligent design of the table provides benefits such as remarkable C-arm access, self diagnosis with instant error code display, and the prevention of sectional conflict.*

*In addition to the durable, rust-free components, the T800 also incorporates several fail-safe functions to ensure its continuous operation.*



## TECHNOLOGY

| MODELS  | FLOOR LOCK | TABLETOP SLIDE |
|---------|------------|----------------|
| T800LSK | ✓          | ✓              |
| T800LS  | ✓          | ✓              |
| T800SK  | --         | ✓              |
| T800S   | --         | ✓              |
| T800K   | --         | --             |
| T800    | --         | --             |

## ERGONOMICS



|  | KIDNEY ELEVATOR | POWER LEG | FOOT PUMP |
|--|-----------------|-----------|-----------|
|  | ✓               | --        | --        |
|  | --              | --        | --        |
|  | ✓               | --        | --        |
|  | --              | --        | --        |
|  | ✓               | --        | --        |
|  | --              | --        | --        |

## MATERIAL

## Self Diagnosis with Instant Error Code Display

A battery level indicator on the base panel displays the service code when the Service LED on the hand pendant is lit.



## Safety Clark Socket

Safety Clark sockets can be fastened to the side rails without having an accessory attached. This helps prevent accidental drops and allows accessories to be positioned and secured more easily.



## VERSATILE, EASY-TO-USE &

### 704 lb (320 kg) Weight Rating

Superior weight capacity throughout all articulated sections

### Pressure Relief Mattresses

The mattresses disperse pressure and thus avoid causing patient bedsores, and are also flame-retardant, antistatic, and antibacterial.

### 12.2" Longitudinal Slide

12.2" Longitudinal Slide with slim central column and low-profile base facilitate maximum C-arm access.

### Kidney Elevator

Made of carbon fiber for X-ray translucency, the kidney elevator is manually operated with a built-in ratchet wrench so that pressure on the patient can be monitored.


### USB Port

The port provides external communication capabilities; for example, diagnosis with a computer or coordination with an OR integration system.

### Floor Locks

T800LS/LSK: Four electro-hydraulically powered self-adjusting posts level themselves on uneven floors.

T800 and T800S: A foot pedal activates two adjustable manual floor locks next to the swivel casters, securing the table in its place.



## Override System

The override control system allows operation of basic table functions should the hand pendant become inoperative.



## Built-in X-ray Cassette Channels

Having 14" wide X-ray cassette channels beneath the entire table length eliminates the need for X-ray tabletops, thus making tabletop articulations possible and increasing patient safety.



## INNOVATIVE

## Interchange of Head Section and Leg Sections

Interchangeable sections designed to operate seamlessly in reverse orientation provide the maximum X-ray translucent distance to the surgeon. The hand pendant is switched into reverse mode, and can operate all functions.

## Detachable Split Leg Section

Split legs can be opened for better patient access, or else removed entirely.



## Hand Pendant

The hand pendant's backlit display illuminates the buttons, an essential feature for endoscopic surgery.

The intelligent patient orientation function automatically interprets positioning commands according to the selected orientation. Functions such as LEVEL, FLEX, and REFLEX help quick and safe patient positioning.

Most of the possible sectional conflicts are paused by the control system; also the user is informed by the INTERLOCK LED and a warning sound.



## Gall Bladder and Thoracic



Table flexibility allows for optimal exposure of the operative area.

### Minimum Suggested Accessories

- Anesthesia Screen with Safety Clark Socket(1)
- Arm Boards
- Foot Rest with Side Rail Locks (2)
- Restraint Strap

## Gynecology and Abdominal



The combination of versatility and design along with the perineal cutout allows J stirrups or leg holders to be used for gynecology and abdominal positioning to give excellent, on demand surgical access.

### Minimum Suggested Accessories

- Arm Boards
- J Stirrups or Leg Holders with Safety Clark Socket (2)
- Drain Pan

## Shoulder Surgery



The leg section is removed and the pneumatic shoulder attachment is connected to either the back or seat section, providing comfortable anterior and posterior access to the shoulder area with no movement required during surgery.

### Minimum Suggested Accessories

- Pneumatic Shoulder Attachment
- Multi-task Arm Board with Safety Clark Socket (1)
- Restraint Strap
- Foot Rests with Safety Clark Sockets (2)

## Kidney and Thoracic Surgery



The patient can easily be situated laterally, and use of the flex function and/or kidney elevator aids surgical access.

### Minimum Suggested Accessories

- Anesthesia Screen with Safety Clark Socket (1)
- Arm Board
- Multi-task Arm Board with Safety Clark Socket (1)
- Restraint Strap
- Perineal Cutout Filler Piece
- Foot Rests with Safety Clark Sockets (2)
- Lateral Supports (3) with Side Rail Locks (3)

## Cystoscopy and Endurology



With the patient in reverse orientation, the low-profile base and radiolucent tabletop supply the surgeon with superior IA coverage and ample KUB (**k**idneys, **u**reters, **b**ladder) access while leaving room for the flexible fluid collection system.

### Minimum Suggested Accessories

- Anesthesia Screen with Safety Clark Socket (1)
- Arm Boards
- Stirrups with Side Rail Locks (2)
- Uro Catcher System
- Fluid Collector Bags
- Foot Controller
- Transfer Board (need in reverse or orientation)

## Seated Position



The T800 in normal orientation creates ample leg room for the seated position, and its extensive articulation of the back section provides excellent surgical access. 30° Trendelenburg movement forms an ideal angle for Extracorporeal Membrane Oxygenation (ECMO) technique.

### Minimum Suggested Accessories

- Multi-task Arm Boards with Safety Clark Socket (2)
- Restraint Strap
- Foot Rests with Safety Clark Sockets (2)

## Kneeling Surgery



Opening the T800's split leg sections provides excellent access during lumbar spine and rectal surgery with the patient in a kneeling position.

### Minimum Suggested Accessories

- Arm Boards
- Morgan Pelvic Rest with Safety Clark Sockets (2)
- Foot Rest with Side Rail Locks (2)

## Split Leg Position



Allows for maximum access to the patient during laparoscopy and lower extremity orthopedic procedures.

### Minimum Suggested Accessories

- Arm Boards
- Restraint Strap
- Lateral Supports (2) with Slide Rail Locks (2)

## Ophthalmic



The T800 provides a comfortable working environment for a seated surgeon, and ample room for necessary equipment.

### Minimum Suggested Accessories

- Ophthalmic Headrest with Surgeon Wrist Support
- Arm Boards
- Restraint Strap
- Foot Controller



## Prone or Supine Neurosurgery



The T800 gives the surgeon excellent access to the thoracic spine area during spinal neurosurgery, as well as prone or supine craniotomy.

### Minimum Suggested Accessories

- Adjustable Headrest Adapter
- Neurosurgery Headrest
- Arm Boards
- Dorsal Cushion (for spinal neurosurgery)
- Restraint Strap

## Cardiovascular in Reverse Orientation



The T800 in reverse orientation provides ample C-arm access for cardiac surgery, including endovascular and femoro-popliteal bypass surgery.

### Minimum Suggested Accessories

- Winged Anesthesia Screen with Safety Clark Sockets (2)
- Arm Boards
- Perineal Cutout Filler Piece
- Restraint Strap

## Nissen Fundoplication

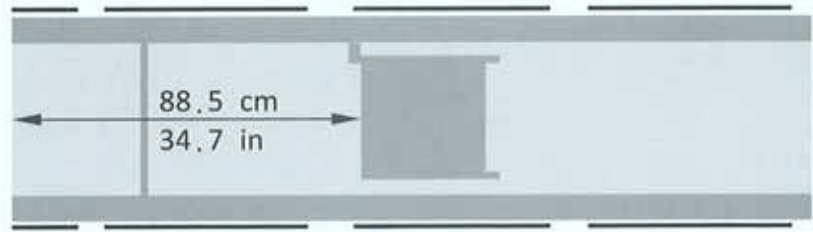


The head section can be connected to the seat section, which provides excellent support to the patient and is manually adjustable during surgery. This eliminates the need of reverse Trendelenburg straps and power-lift stirrups, while maintaining maximum endoscopic access to the esophagus and stomach area.

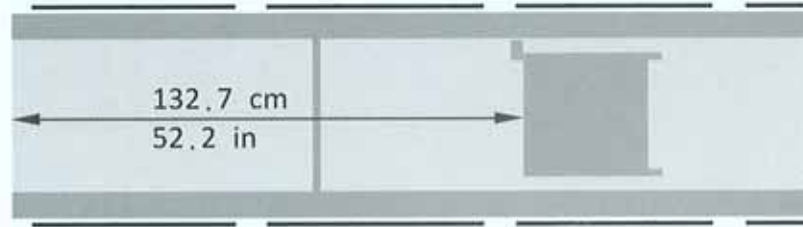
### Minimum Suggested Accessories

- Stirrups with Side Rail Locks (2)
- Multi-task Arm Boards with Safety Clark Sockets (2)

**Models  
T800  
T800K**



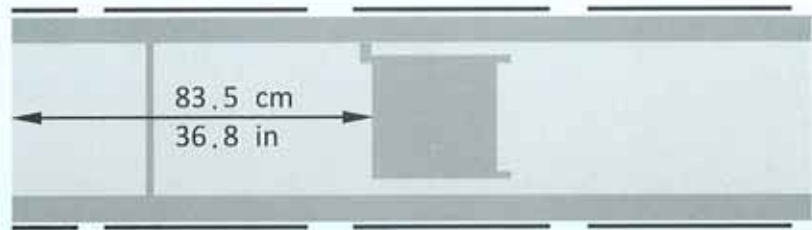
Normal orientation



Reverse orientation

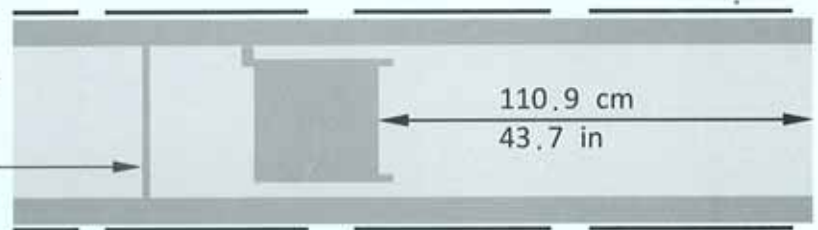
## Table Imaging Coverage

**Models  
T800S  
T800SK  
T800LS  
T800LSK**

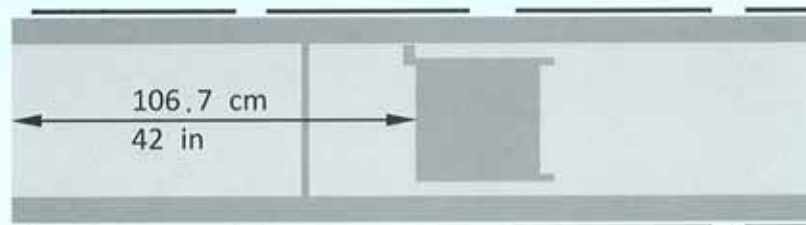


Normal orientation slid to head end

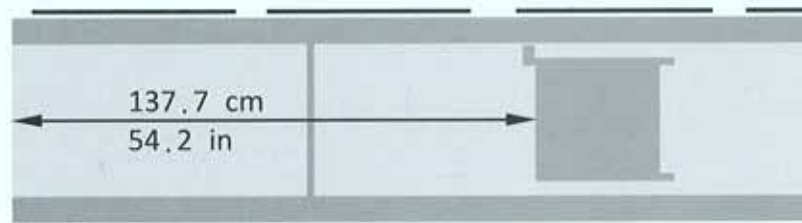
This bar is present only with models with the K suffix



Normal orientation slid to leg end



Reverse orientation slid to head end



Reverse orientation slid to leg end

All imaging coverages are 14 inches wide.

## Accessory List

| Item ID | Description                                      |
|---------|--|
| ACC0002 | Safety Clark Socket, for 3/8" x 1 1/8" Side Rail |
| ACC0004 | Side Rail Locks, for 3/8" x 1 1/8" Side Rail     |
| ACC0006 | Anesthesia Screen                                |
| ACC0007 | Winged Anesthesia Screen                         |
| ACC0008 | Infusion Stand                                   |
| ACC0009 | Arm Board  |
| ACC0010 | Multi-Task Arm Board                             |
| ACC0012 | Hourglass Table                                  |
| ACC0013 | Shoulder Support (Left)                          |
| ACC0014 | Shoulder Support (Right)                         |
| ACC0015 | Lateral Support                                  |
| ACC0017 | Perineal Cutout Filler Piece, Carbon Fiber       |
| ACC0018 | Perineal Cutout Filler Piece                     |
| ACC0019 | Leg Holder                                       |
| ACC0020 | J Stirrup  |
| ACC0023 | Left Foot Rest                                   |
| ACC0024 | Right Foot Rest                                  |
| ACC0025 | Restraint Strap                                  |
| ACC0028 | Dorsal Cushion                                   |
| ACC0029 | Morgan Pelvic Rest                               |
| ACC0030 | Uro Catcher System                               |
| ACC0031 | Fluid Collector Bags                             |
| ACC0034 | Drain Pan  |
| ACC0035 | Adjustable Headrest Adapter                      |
| ACC0036 | Ophthalmic Headrest with Surgeon Wrist Support   |
| ACC0041 | Transfer Board                                   |
| ACC0043 | Pneumatic Shoulder Attachment                    |
| ACC0045 | Foot Controller                                  |
| ACC0048 | Cassette Top for T800 Series                     |
| ACC0049 | Cassette Top for T800K Series                    |
| ACC0051 | Long Table Width Extender                        |
| ACC0052 | Short Table Width Extender                       |
| ACC0053 | Stirrups   |
| ACC0062 | T800 Orthopedic Extension                        |

## Power Requirements

AC 110V / 5A, 300W, 50 / 60Hz or  
AC 220V/3A, 300W, 50/60Hz; single phase

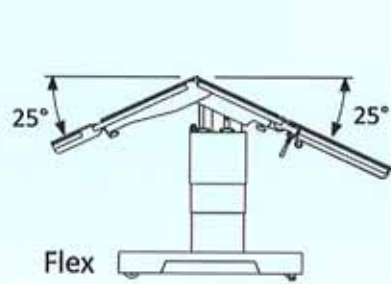
## Battery Capacity

Main Battery Set: 24V, 14 Ah  
(12V/14Ah\*2, per each table)

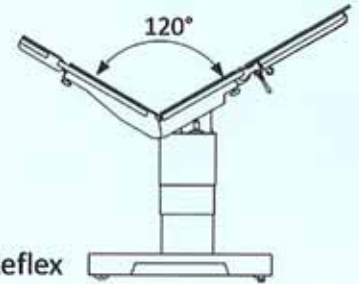
Optional C-LiFePO4 Battery Pack:  
24 VDC and 17.4 Ah



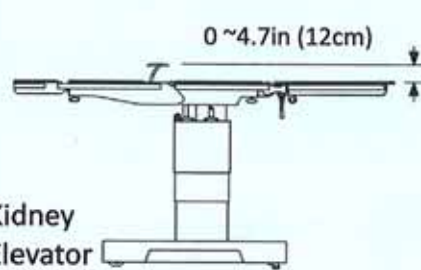
## Range of Table Movements



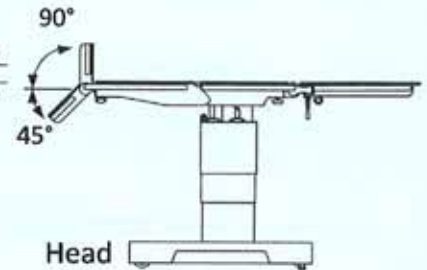
Flex



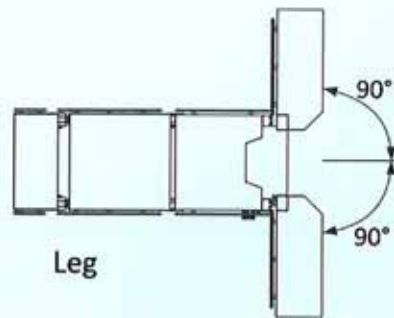
Reflex



Kidney Elevator



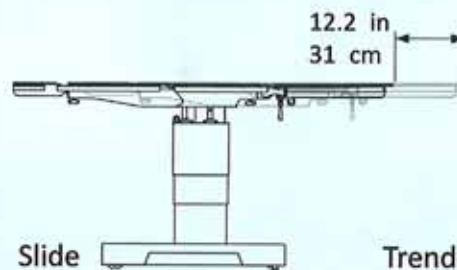
Head



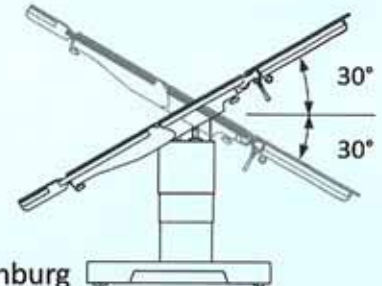
Leg



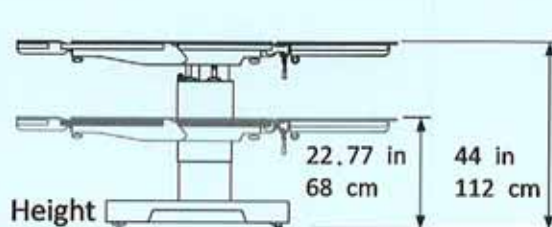
Leg



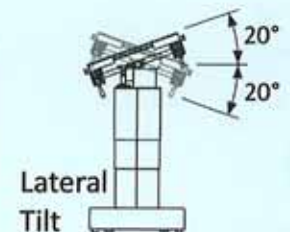
Slide



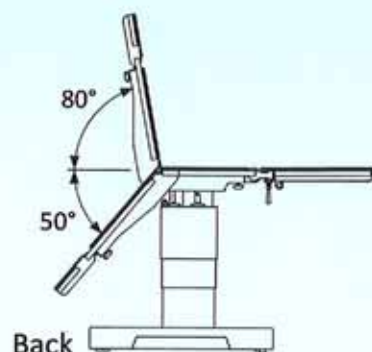
Trendelenburg



Height



Lateral Tilt



Back

CP-T800-E00  
printed on  
Nov. 11, 2009

7711-106 Welborn St.  
Raleigh, NC 27615-8133 USA  
Tel: +1-919-872-1803  
Fax: +1-919-713-4145  
[sales@amtai.com](mailto:sales@amtai.com)  
[service@amtai.com](mailto:service@amtai.com)  
[www.amtai.com](http://www.amtai.com)

The T800 Series Surgical Table



**AMTAI Medical Equipment, Inc.**

**AMTAI**